

**SANUS®**



# PREMIUM TV WALL MOUNTS AND AV ACCESSORIES

**EXPERIENCE THE SANUS ADVANTAGE**



# EXPERIENCE THE SANUS ADVANTAGE

SANUS products are proudly designed and engineered in the USA. We strive to offer you safe products that provide a joyful experience while also enhancing your lifestyle.

## BEAUTIFUL DESIGN

Our wall mounts are designed from the highest quality materials with soft finishes that enhance the beauty of your home. With a product that looks this good, you may spend more time looking at the back of your TV than the front.

## SIMPLE & SAFE

SANUS Premium Wall Mounts offer tool-less assembly and integrated safety features, which means you spend less time fussing with installation and more time enjoying your newly mounted TV. You'll love our simplified hardware and easy-to-follow instruction manual, as well as a safety lock you can hear and feel for reassurance of a secure connection.

## EASY TO INSTALL

We've made installation as quick and easy as possible with an intuitive key-hole wall plate, included level/stud-finder tool, simplified installation template, fully assembled interface, reduced hardware and locking levers. It's so easy to install our mounts, you'll want one for each room of your house.

**Go to [sanus.com](http://sanus.com) to find the perfect mount for your TV**





## INSTALLATION IS A BREEZE

- 1** Attach Bracket to TV
- 2** Attach Wall Plate to Wall
- 3** Attach Arm to Plate & TV to Arm





# SANUS PREMIUM TV WALL MOUNTS

SANUS Premium wall mounts are the perfect union of form and function with high-quality materials and an elegant high-end design





# PREMIUM FULL-MOTION+

Adds tilt & extra swivel for reduced glare and the best view from any seat in the room

**VLF525 51" - 70"**

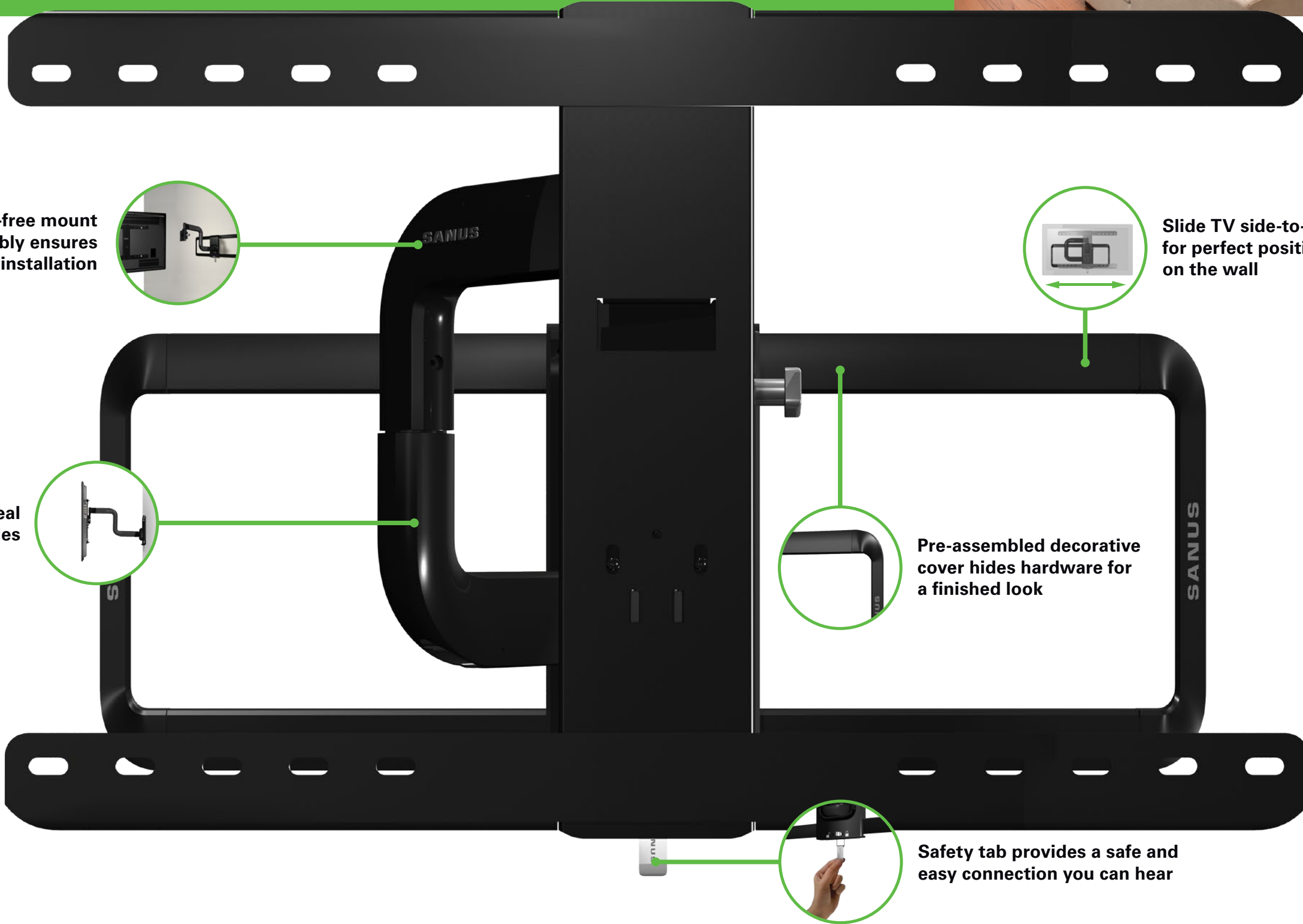
Weight Capacity 125 lbs.

Sits 3.6" from wall

Tilts +5°/-15°

Swivels ±90°


Extends 25" from wall



Tool-free mount assembly ensures a quick installation



Slide TV side-to-side for perfect positioning on the wall



Organize and conceal unsightly cables



Pre-assembled decorative cover hides hardware for a finished look



Safety tab provides a safe and easy connection you can hear





# PREMIUM FULL-MOTION

Adds tilt & swivel for reduced glare and a better view

**VLF515 51" - 70"**

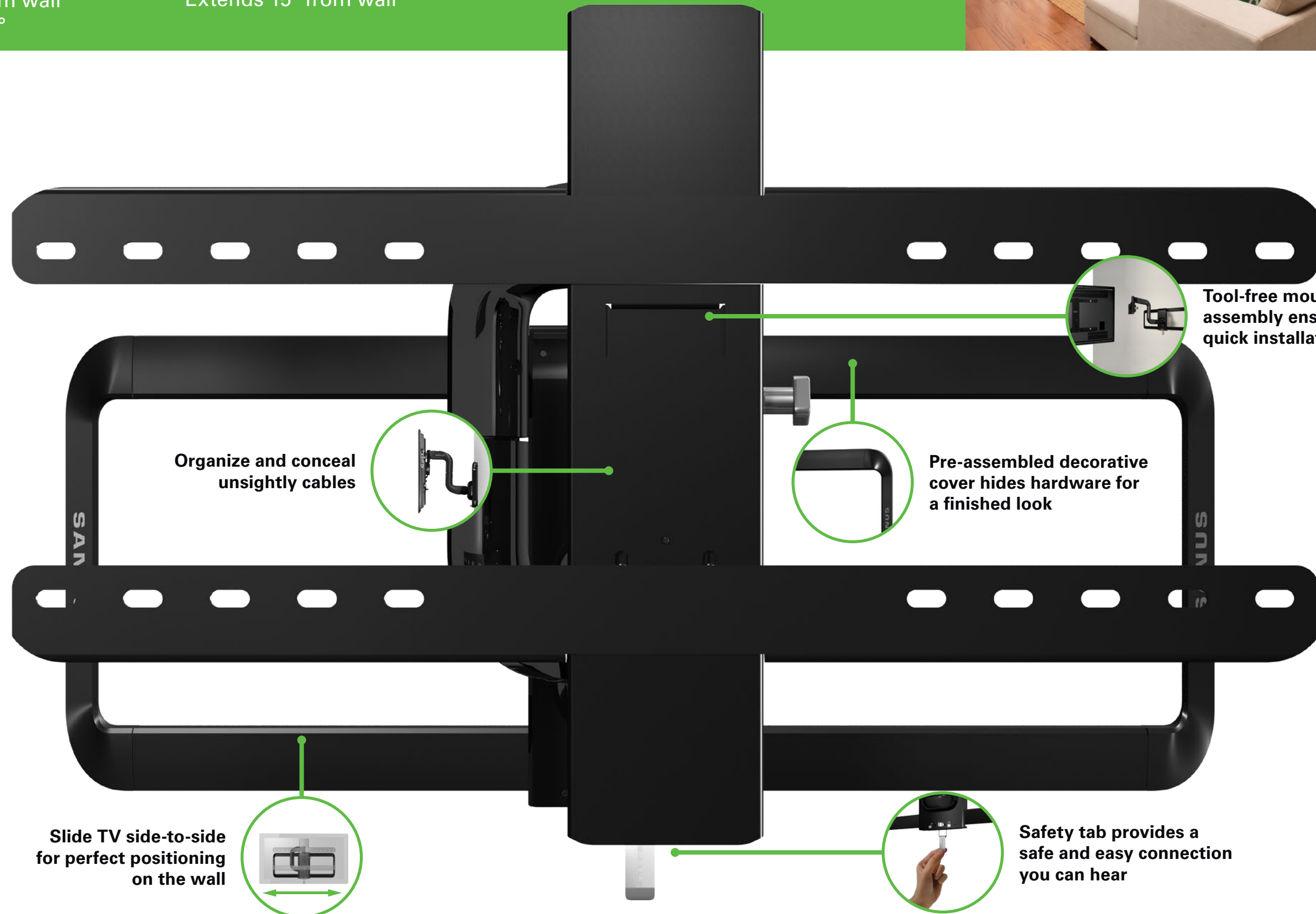
Weight Capacity 125 lbs.

Sits 3.6" from wall

Tilts +5°/-15°

Swivels ±45°

Extends 15" from wall



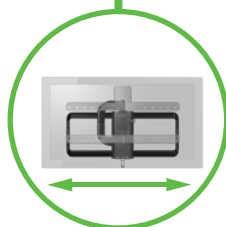
Tool-free mount assembly ensures a quick installation



Organize and conceal unsightly cables



Pre-assembled decorative cover hides hardware for a finished look



Slide TV side-to-side for perfect positioning on the wall



Safety tab provides a safe and easy connection you can hear

# PREMIUM FULL-MOTION+

Adds tilt & extra swivel for reduced glare and the best view from any seat in the room

**VMF518 40" – 50"**


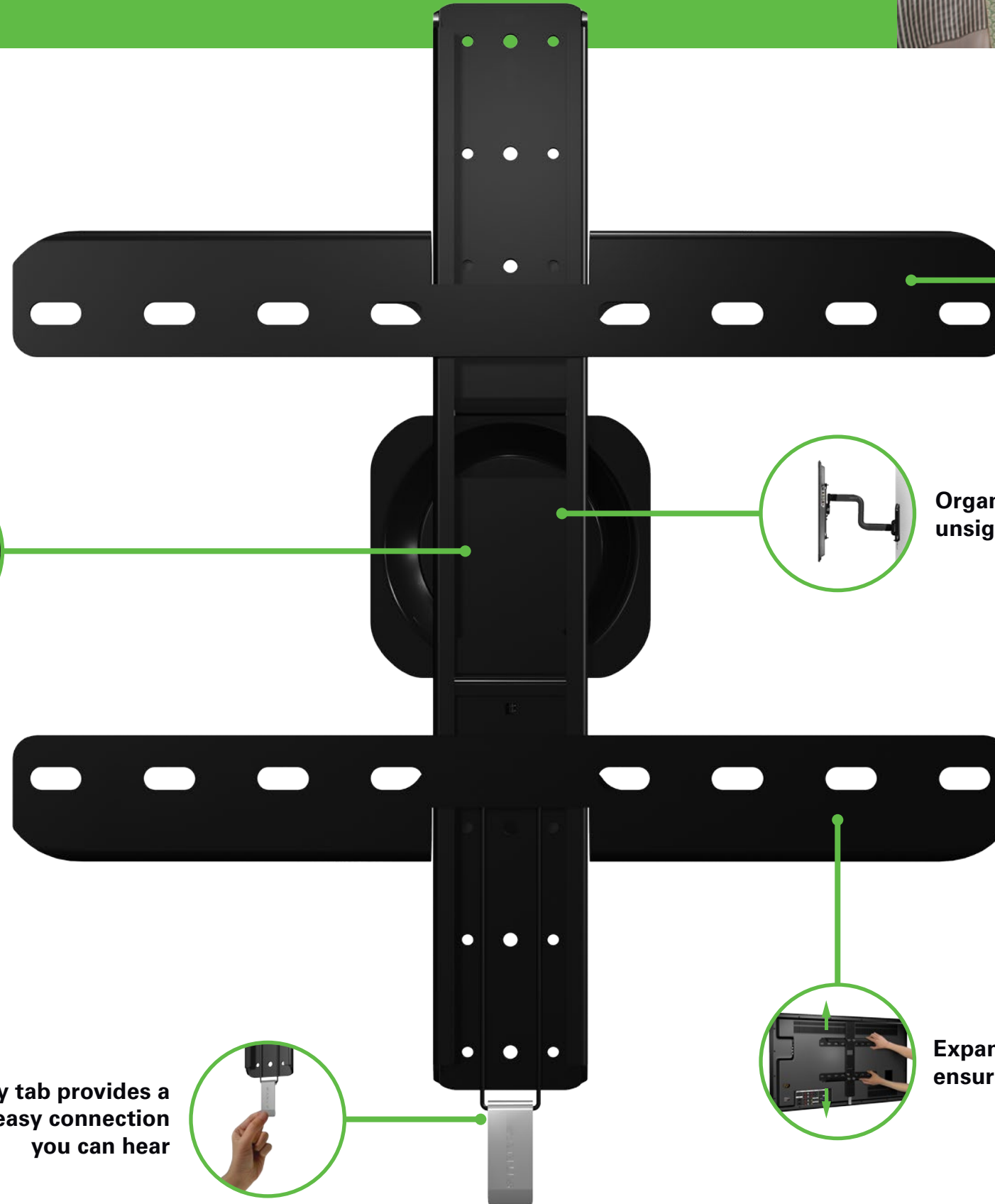
Weight Capacity 75 lbs.

Sits 3.26" from wall


Tilts  $\pm 12^\circ$

Swivels  $\pm 90^\circ$

Extends 18.7" from wall



**Pivoting head enables easy adjustments after installation**



**Organize and conceal unsightly cables**



**Tool-free mount assembly ensures a quick installation**



**Expandable TV brackets ensure a perfect fit**



**Safety tab provides a safe and easy connection you can hear**

# PREMIUM FULL-MOTION+

Adds tilt & extra swivel for reduced glare and the best view from any seat in the room

**VSF415 13" – 39"**

Weight Capacity 50 lbs.

Sits 3.5" from wall

Tilts  $\pm 15^\circ$

Swivels  $\pm 90^\circ$


Extends 15.5" from wall



Organize and conceal unsightly cables



VESA-compatible faceplate fits most 13" – 39" flat panel TVs



Virtual Axis 3D™ enables both landscape and portrait viewing, and post-install level adjustments







# PREMIUM FULL-MOTION

Adds tilt & swivel for reduced glare and a better view

**VSF409 13"– 39"**

Weight Capacity 50 lbs.

Sits 3.5" from wall

Tilts  $\pm 15^\circ$

Swivels  $\pm 90^\circ$

Extends 9.5" from wall




Virtual Axis 3D™ enables both landscape and portrait viewing, and post-install level adjustments



VESA-compatible faceplate fits most 13"– 39" flat panel TVs



Organize and conceal unsightly cables





# PREMIUM TILTING

Adds tilt for reduced glare from lights and windows

**VLT5 51" - 80"**

Weight Capacity 125 lbs.

Sits 2.17" from wall


Tilts +12°/-7°



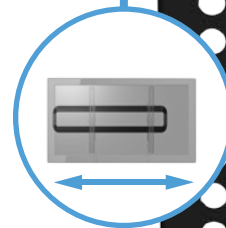
Allows fine-tuning after installation



Built in keyhole in wall plate allows for simple, single-person installation



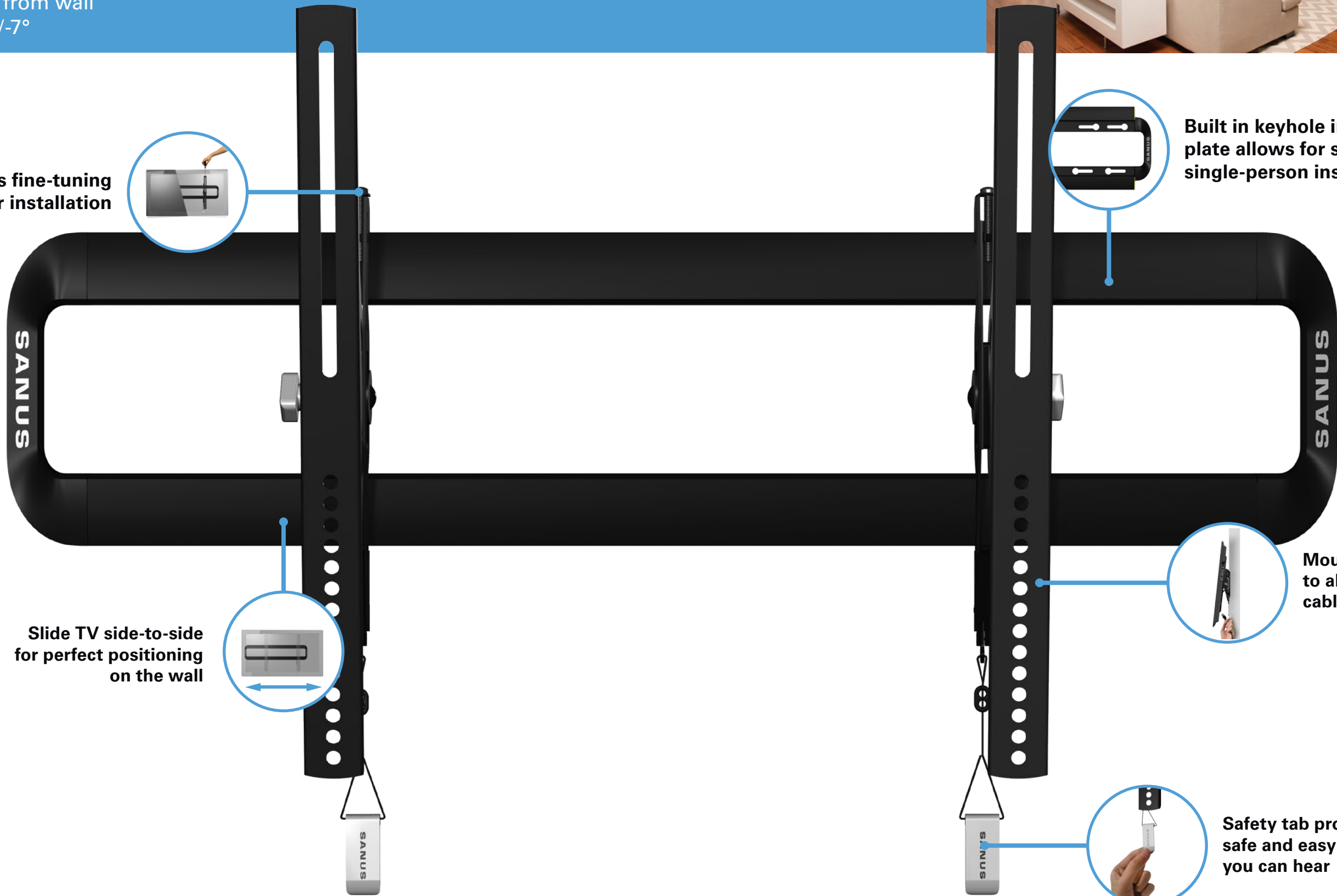

Slide TV side-to-side for perfect positioning on the wall



Mount tilts TV back to allow for easy cable access



Safety tab provides a safe and easy connection you can hear





# PREMIUM TILTING

Adds tilt for reduced glare from lights and windows

**VMT5 40"– 50"**

Weight Capacity 75 lbs.

Sits 2.17" from wall

Tilts +12°/-5°




Allows fine-tuning after installation




Built in keyhole in wall plate allows for simple, single-person installation



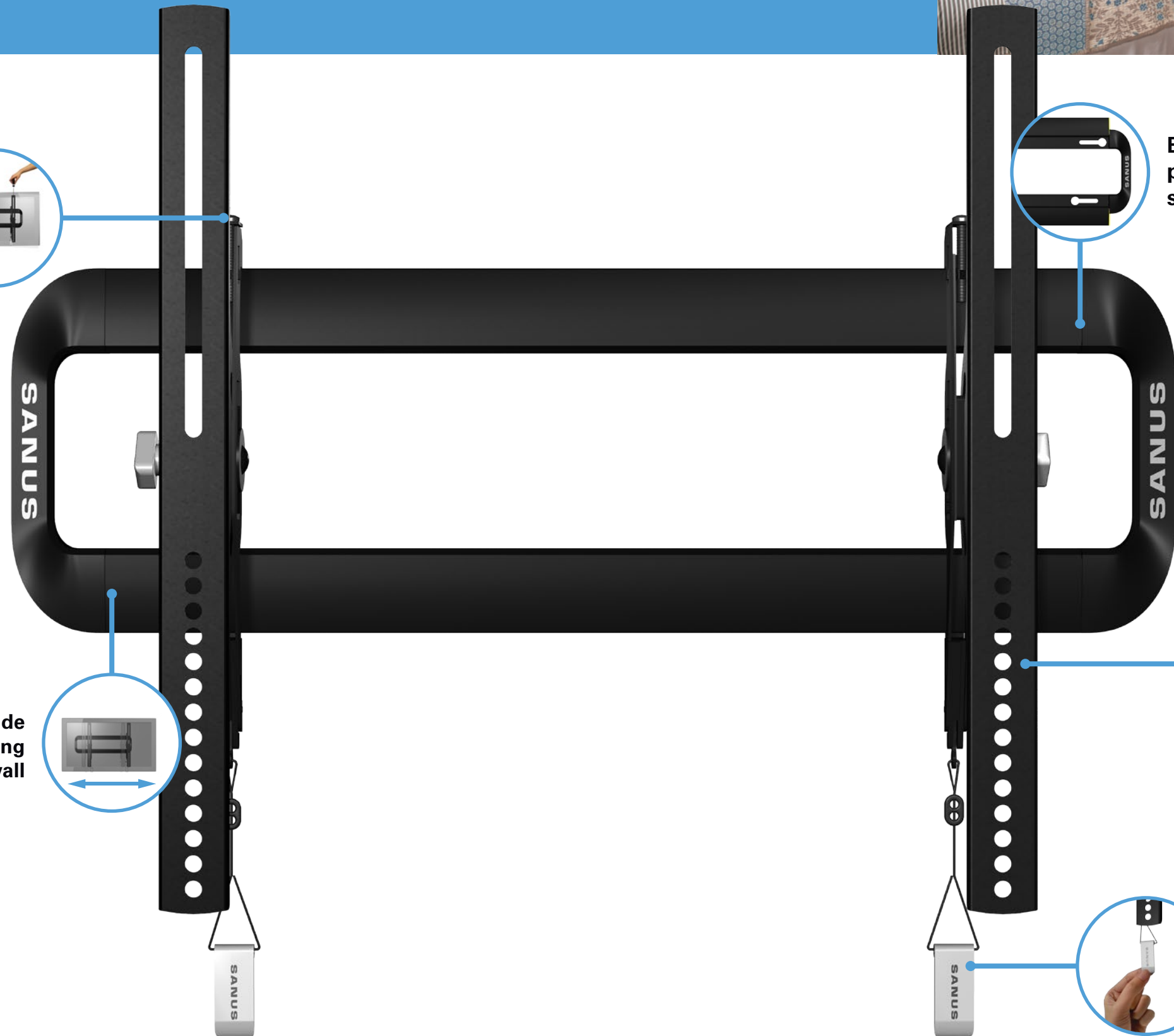
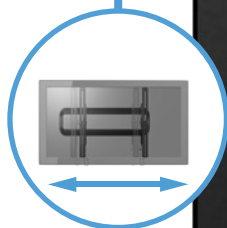
Mount tilts TV back to allow for easy cable access



Safety tab provides a safe and easy connection you can hear



Slide TV side-to-side for perfect positioning on the wall





# PREMIUM TILTING

Adds tilt for reduced glare from lights and windows

**VST4 13"–39"**


Weight Capacity 50 lbs.

Sits 1.78" from wall

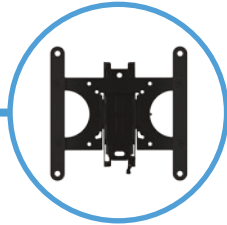
Tilts  $\pm 12^\circ$



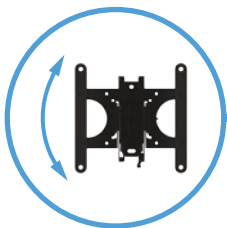
Tool-free mount assembly ensures a quick installation



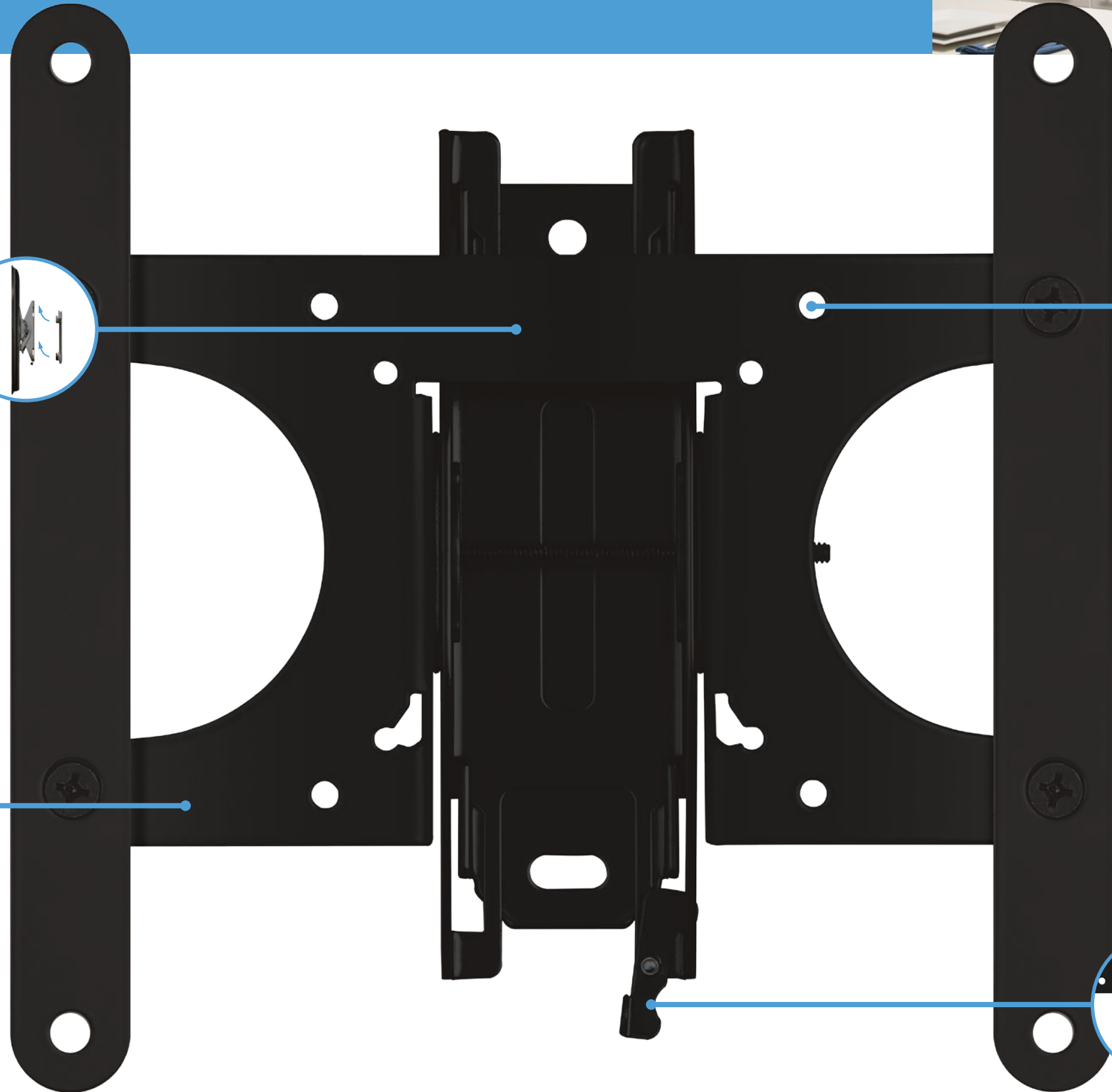
VESA-compatible faceplate fits most 13"–39" flat panel TVs



Virtual Axis 3D™ enables both landscape and portrait viewing, and post-install level adjustments



Safety latch provides a safe and easy connection



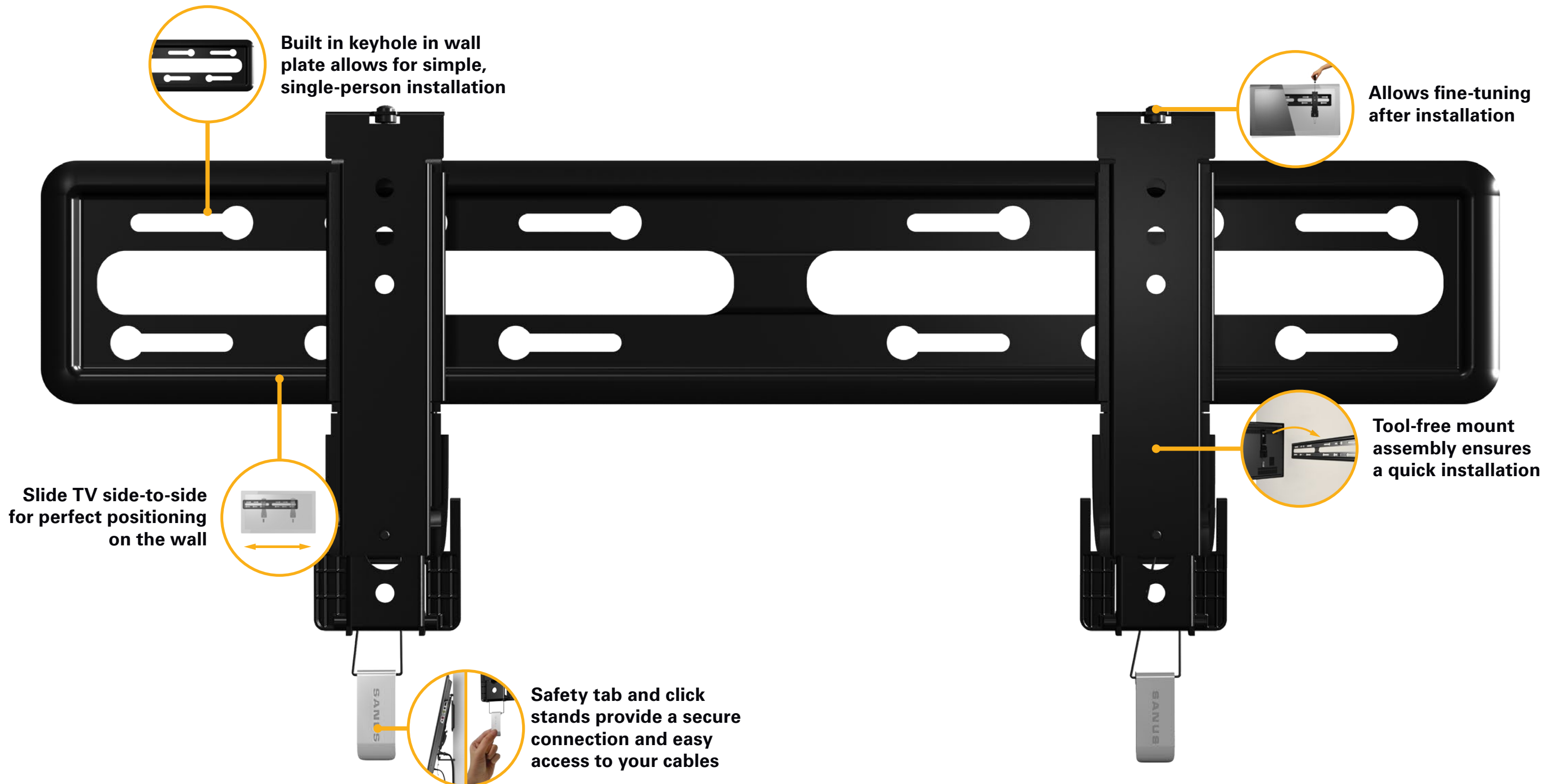
# PREMIUM FIXED-POSITION

Basic option for TV safety

**VLL5 51" – 80"**

Weight Capacity 125 lbs.

Sits 0.9" from wall





# PREMIUM FIXED-POSITION

Basic option for TV safety


**VML5 40" – 50"**

Weight Capacity 75 lbs.

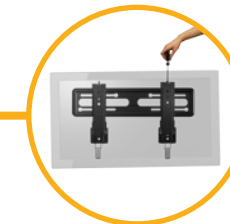
Sits 0.9" from wall



Built in keyhole in wall plate allows for simple, single-person installation



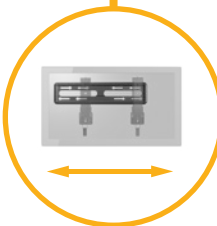
Allows fine-tuning after installation




Tool-free mount assembly ensures a quick installation



Slide TV side-to-side for perfect positioning on the wall



Safety tab and click stands provide a secure connection and easy access to your cables



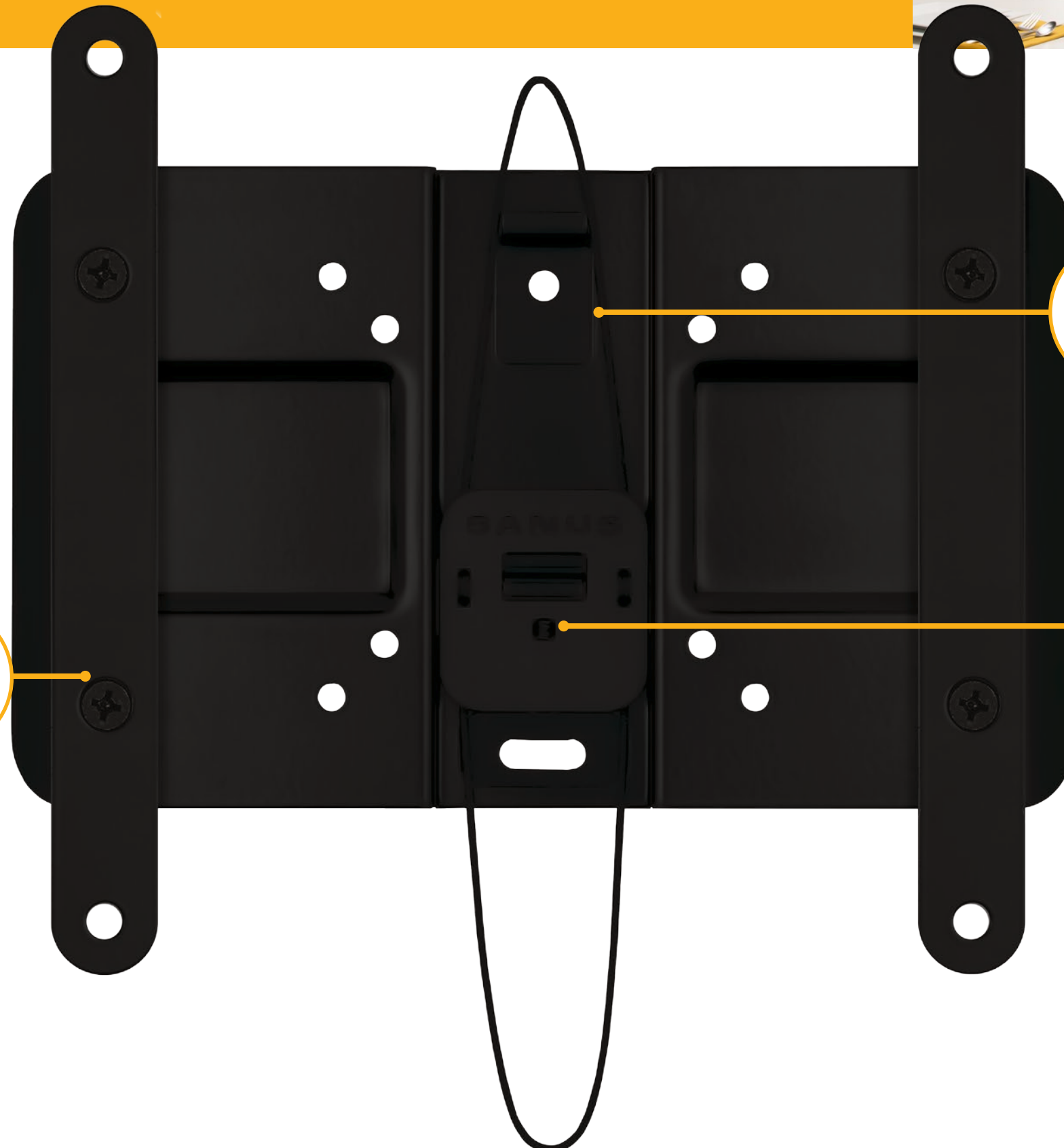
# PREMIUM FIXED-POSITION

Basic option for TV safety

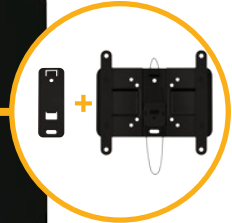
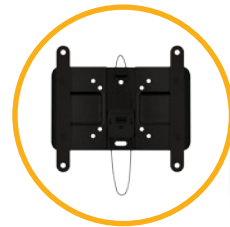
**VSL4 13" – 39"**

Weight Capacity 50 lbs.


Sits 0.6" from wall



VESA-compatible  
faceplate fits most  
13" – 39" flat panel TVs



Tool-free mount  
assembly ensures a  
quick installation



Safety lock  
mechanism  
provides a safe and  
easy connection



# SANUS AV ACCESSORIES

Get the most out of any AV setup with SANUS accessories that organize and increase AV efficiency





**SANUS**

# AV ACCESSORY

Large recessed component box

**SA809**

16.6" x 4" x 11.4"


Fits up to 6 small components




Designed to be used with the SANUS EcoSystem™ Mini SA206 for an additional power source



Includes 3 AC outlet spaces allowing all power to be integrated and cables to be concealed



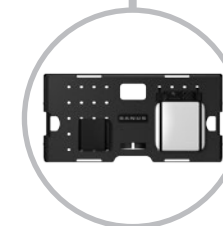
Perfect for use with wall mounted TVs



Space-saving design and elastic straps keeps components and cables neat and tidy



Removable component panel allows component organization before and after installing





**SANUS**

# AV ACCESSORY

Recessed component box

**SA808**

13.9" x 4" x 7.8"

Fits up to 4 small components



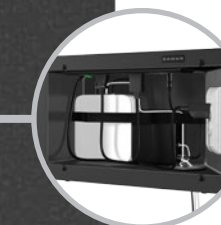
Designed to be used with the SANUS EcoSystem™ Mini SA206 for an additional power source



Perfect for use with wall mounted TVs



Includes AC outlet space and strap for holding up to 4 small components



Space-saving design keeps components and cables neat and tidy



# AV ACCESSORY


Soundbar Mount

## SA405

Supports soundbars up to 15 lbs

Compatible with most soundbars and TVs

Safely holds soundbar below wall-mounted TV



Attaches to the bottom of your TV mount



All hardware included



Easy to assemble



Supports up to 15 lbs





**SANUS**

# AV ACCESSORY

Contoured Cable Cover

**SA304**

49" x 0.6" x 4.2"

Customizable - paint and cut to fit your needs


Conceals up to 8 cables



**Cable cover snaps on for a secure installation**



**Cable clips easily hold up to 8 cables for an organized and easy installation**




**Gives a finished look to your mounted TV setup**



**Customizable design can be easily cut and painted**



**Compatible with drywall, wood studs and concrete walls**



# AV ACCESSORY

EcoSystem™ Mini

**SA206**

7.68" x 4.46" x 1.5"

Offers low-voltage power (5V and 12V) for small components

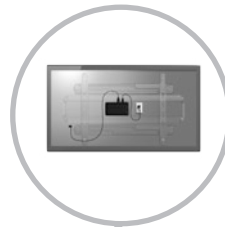
Two 125VAC outlets, four 12VDC plugs & two 5VDC plugs




Also Available: SA207  
Additional power cables



Hides neatly  
behind mounted  
TVs and furniture



Space-saving design  
keeps components  
and cables neat and tidy



Works with your TV and  
most small components –  
IR repeaters, routers,  
streaming devices and more



Protects your TV  
and accessories  
from power surges



Attach directly  
on-wall, rest on a  
shelf or fit within  
in-wall box







info@sanus.com | PHONE 952.225.6013 | FAX 651.636.0367

## LEARN MORE



[www.sanus.com](http://www.sanus.com)



[m.sanus.com](http://m.sanus.com)



[SanusSystems](#)



[SanusSystems](#)



[SanusSystems](#)

©2013 Milestone AV Technologies, a Duchossois Group Company. SANUS is a registered trademark of Milestone.  
All other brand names or marks are used for identification purposes and are trademarks of Milestone.  
All patents are protected under existing designations. Other patents pending.